Fractions

Fractions

Fractions

A fraction is a part of a whole number.

$$\frac{\text{PART}}{\text{WHOLE}} \qquad \frac{\text{NUMERATOR}}{\text{DENOMINATOR}}$$

Finding Equivalent (or equal) fractions

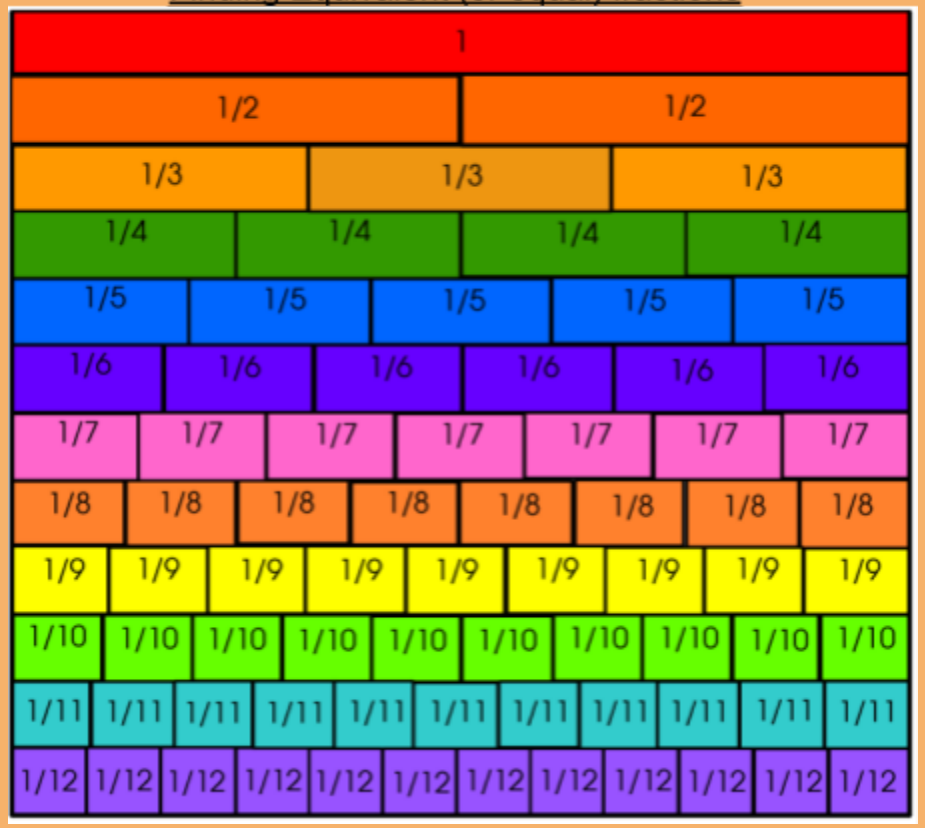

Adding and Subtracting Fractions

When adding fractions:
If the denominators are the same, just add the numerators.

$$\frac{5}{8} + \frac{1}{8} = \frac{6}{8}$$

Let us add one of these 8s to it

We get a total of 6/8

When subtracting fractions:
If the denominators are the same, just subtract the numerators.

1 The Rule:

$$\frac{7}{8} - \frac{4}{8} = \frac{3}{8}$$

This is 7/8

Let us throw out 4 of these 8s

This is left

3/8

Addition and Subtraction

Representing and Identifying numbers and place values Adding and Subtracting	• Use pictures and Counting on

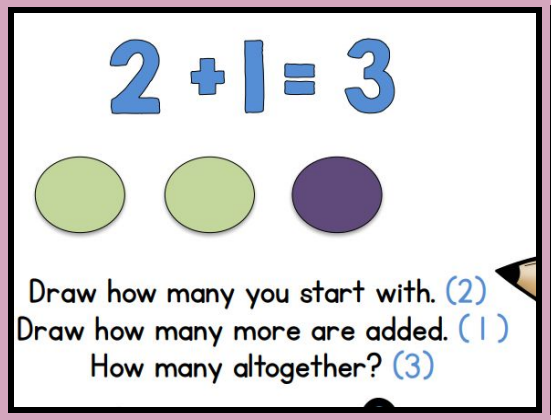

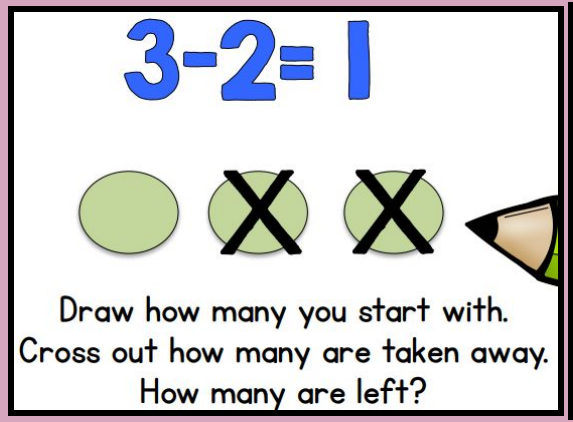

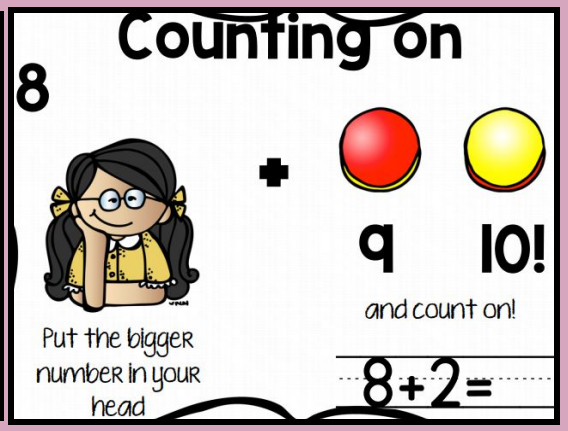

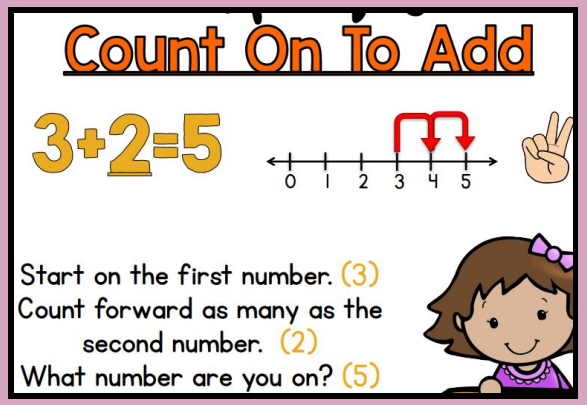

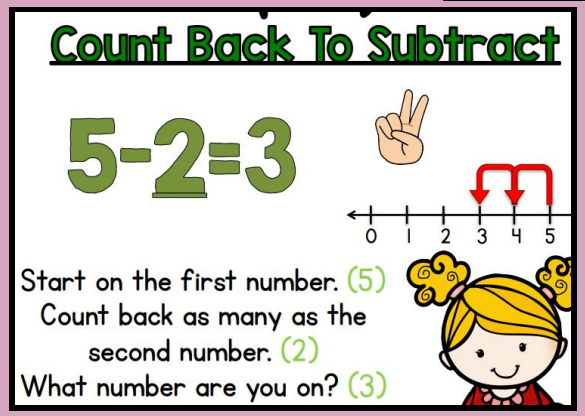

- Use objects/toys like legos, beads, or crayons, play dough pieces to count and represent numbers. Practice making groups of 10. Use smaller objects (beads/small legos for ones and larger like crayons or stacking legos as tens sticks).

- Provide two 2 digit numbers your child can write out or represent to add or subtract.

If the one's place has more than 10, trade it for a ten (when adding).



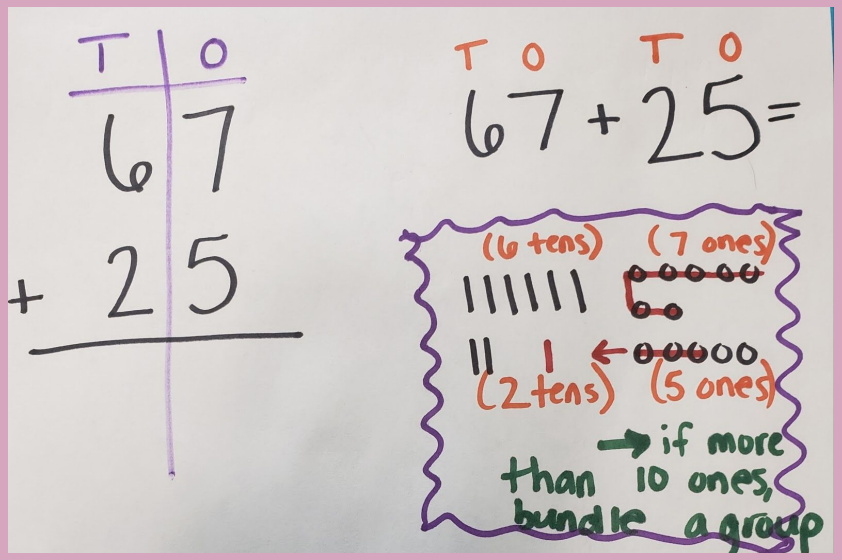

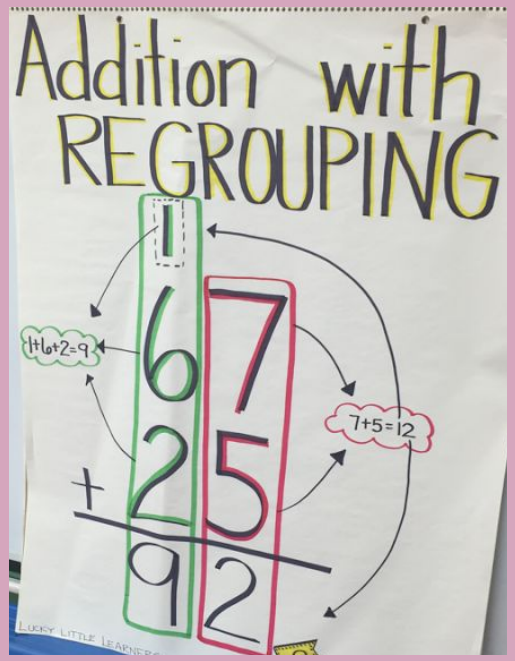

Remember, when subtracting:
More on top, no need to stop!
More on the floor, go next door and trade for 10 more.



Draw a place value chart, and use highlighting and labeling to keep track of each place value.

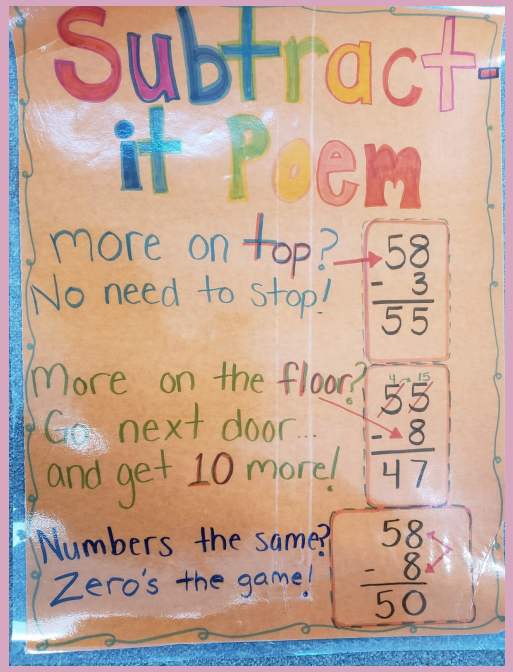

100's Chart

1	2	3	4	5	6	7	8	9	10
11	12	13	14	15	16	17	18	19	20
21	22	23	24	25	26	27	28	29	30
31	32	33	34	35	36	37	38	39	40
41	42	43	44	45	46	47	48	49	50
51	52	53	54	55	56	57	58	59	60
61	62	63	64	65	66	67	68	69	70
71	72	73	74	75	76	77	78	79	80
81	82	83	84	85	86	87	88	89	90
91	92	93	94	95	96	97	98	99	100

Stuck on a word problem?

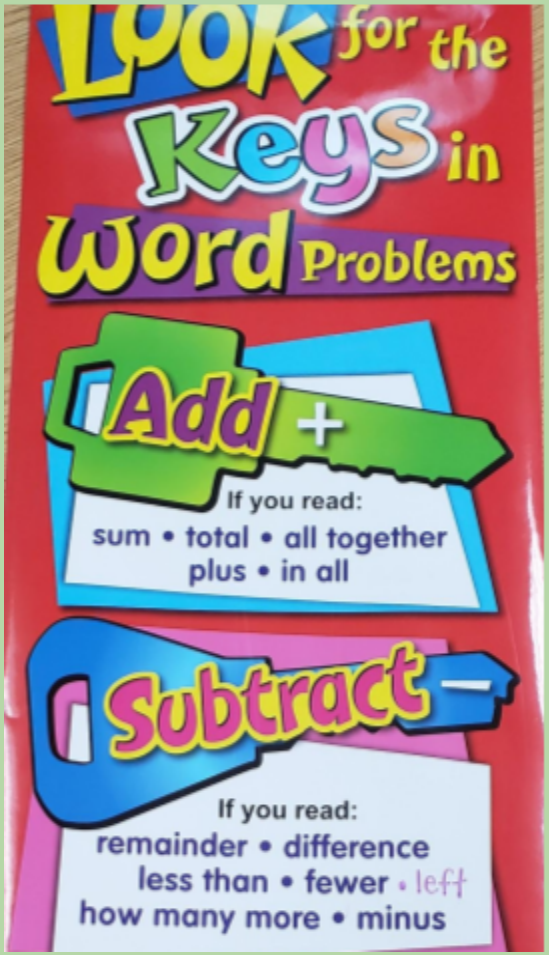

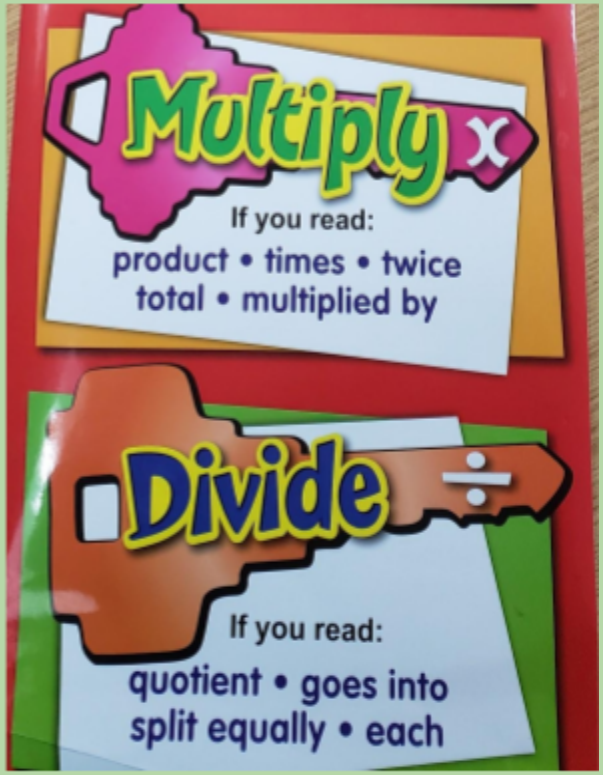

Multiplication and Division

Multiplication Table

X	1	2	3	4	5	6	7	8	9	10
1	1	2	3	4	5	6	7	8	9	10
2	2	4	6	8	10	12	14	16	18	20
3	3	6	9	12	15	18	21	24	27	30
4	4	8	12	16	20	24	28	32	36	40
5	5	10	15	20	25	30	35	40	45	50
6	6	12	18	24	30	36	42	48	54	60
7	7	14	21	28	35	42	49	56	63	70
8	8	16	24	32	40	48	56	64	72	80
9	9	18	27	36	45	54	63	72	81	90
10	10	20	30	40	50	60	70	80	90	100

Multiplication and Division

Draw a Picture

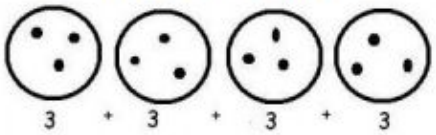

Skip Counting

Repeat Addition/ Subtraction

Modelling Large Arrays

Tape Diagrams

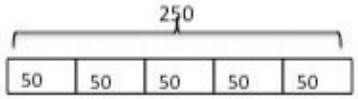

Partitioning Methods

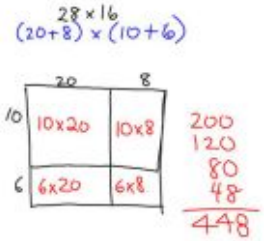

Standard Algorithms

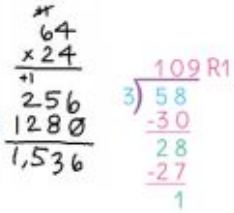

Multiplication Chart

X	1	2	3	4	5
1	1	2	3	4	5
2	2	4	6	8	10
3	3	6	9	12	15
4	4	8	12	16	20
5	5	10	15	20	25

Steps for Long Division

Dad → **D**ivide ÷

Mom → **M**ultiply ×

Sister → **S**ubtract —

Brother → **B**ring Down ↓

Rover → **R**epeat OR **R**emainder

Divide: 3)75 → 2 — 3 goes into 7 2 times... with some extra!

Multiply: 3)75 → 2; 2 × 3 = 6

Subtract: 3)75 → 2; −6 = 1

Bring Down: 3)75 → 2; −6 ↓ = 15

Repeat: 3)75 → 25; −6 = 15; −15 = 0; 15 ÷ 3 = 5; 5 × 3 = 15