


# Decoding Strategies

## Flip the Sound



**Chunky Monkey**  
Look for a chunk you know.



Yes - t - er - day

## Eagle Eye

Use the pictures to help read the word.



**Stretchy Snake**  
S-T-R-E-T-C-H out the word.



When 2 vowels go walking...the first one does the talking. (the first vowel becomes a long vowel sound)



Sometimes y

ai ea ie oe  
ee oa ue ay

rain bead cries  
toes tree boat  
blue stay

## Sneaky E

Sneaky E on the end makes the vowel say it's name. (long vowel sound)

Tap → TapE



g



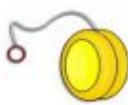
oo



ow



y



## Fishy Lips

Get your lips ready to say the word.



## Skippy Frog

Skip over the word and come back to it.



## Check it out!

Does it make sense?



## Cover it up!

Cover up part of the word and read it one part at a time.

Fishing



3 sounds of  
-ed

/t/ - baked

/d/ - mailed

/id/ - painted





Think  
about  
the  
story



Check  
the  
picture



Sound  
it  
out



Look  
for  
chunks



Does  
that  
make  
sense?



# Handy Reading Strategies





# roll & retell



What is the story mostly about?



Who are the main characters?




Where does the story take place?



When does the story take place?



What happened at the beginning, middle, and end of the story?



What questions do you have about the story?